

Online Safety





www.onlinesafety.com



The Internet is amazing when used safely and correctly.

Here are some simple rules that will help you stay safe online.

Press to...

Be smart and safe by making the right choices.




www.onlinesafety.com

If you see something online that upsets you:

STOP - Stop what you are doing. Do not click on the page or reply to any messages.

CLOSE - Close the laptop. Put your phone or tablet down.

TELL - Tell a trusted adult.





www.onlinesafety.com/onlinegaming

Online Gaming



Always ask a trusted adult before you play games online.

Use a username instead of your real name when playing games online.

It is important to be nice to people so that you don't upset them. Remember to treat others how you would like to be treated.




www.onlinesafety.com/makingfriends

Making Friends

Only talk to people you know online. If someone you don't know sends you a request or message, ask a trusted adult.

Never agree to meet someone in person that you met online. Some people on the Internet might not be who they say they are.






www.onlinesafety.com/onlinebullying

Online Bullying

Show whatever you receive to a trusted adult, so they can help you.


Don't keep online bullying to yourself! Tell a trusted adult. People want to help you and make it better.





www.onlinesafety.com/sharinginformation

Sharing Information



Never share any of your personal information online, such as your name, address or school.

Instead of using a photograph, use an avatar to represent your face.

Before you share a photograph of you or your friends online, check with a trusted adult.

If you get sent a photograph that upsets you, tell a trusted adult.




STOP CLOSE TELL



STOP - Stop what you are doing. Do not click on the page or reply to any messages.

CLOSE - Close the laptop. Put your phone or tablet down.

TELL - Tell a trusted adult.



WOW!

★
Our Class
Rules